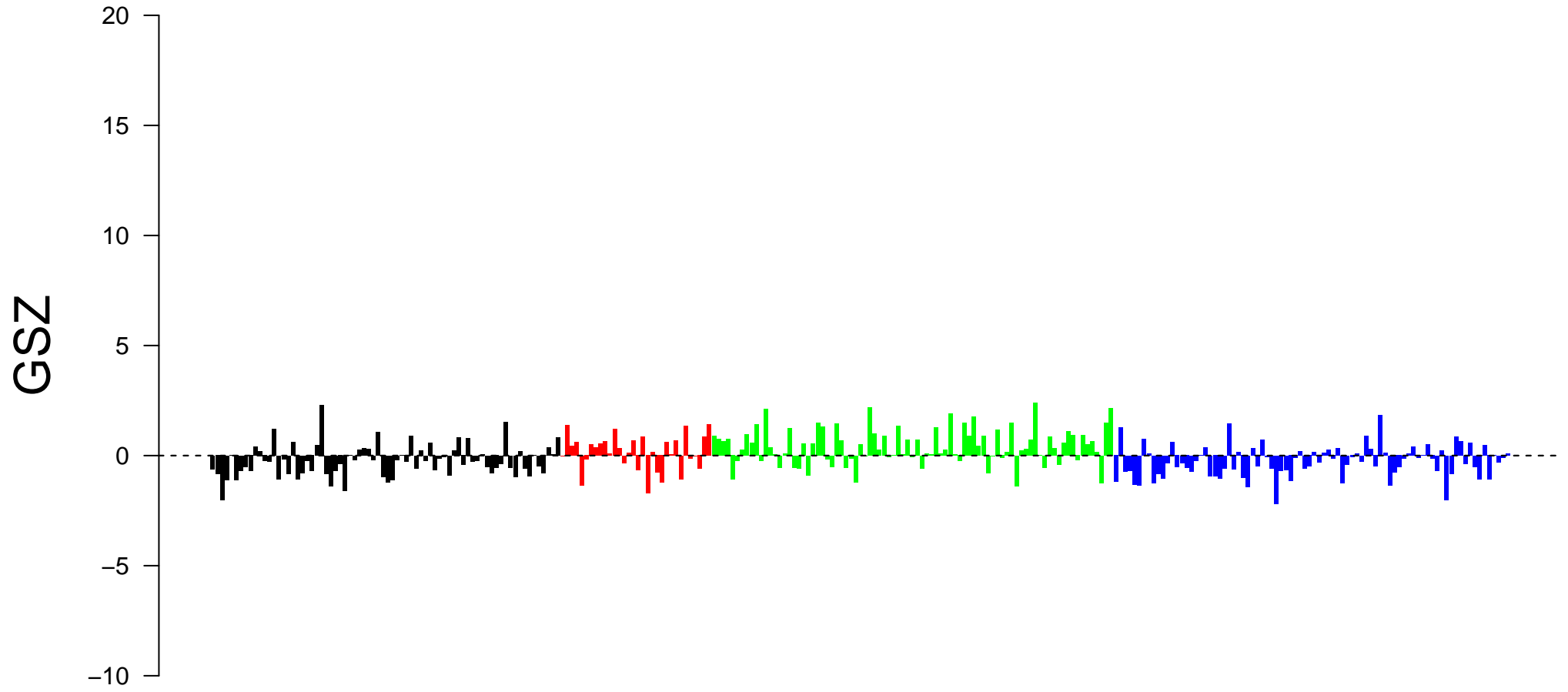
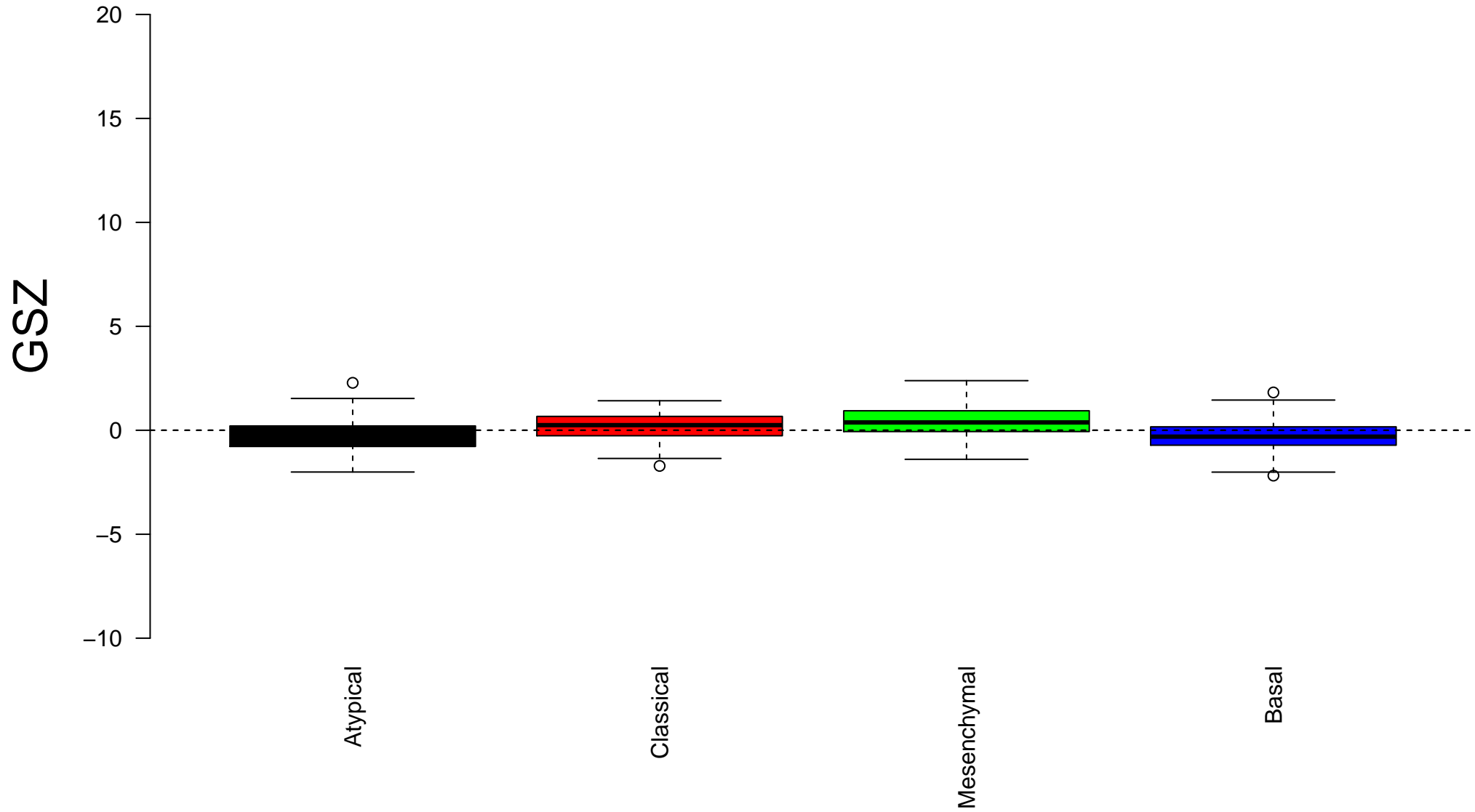


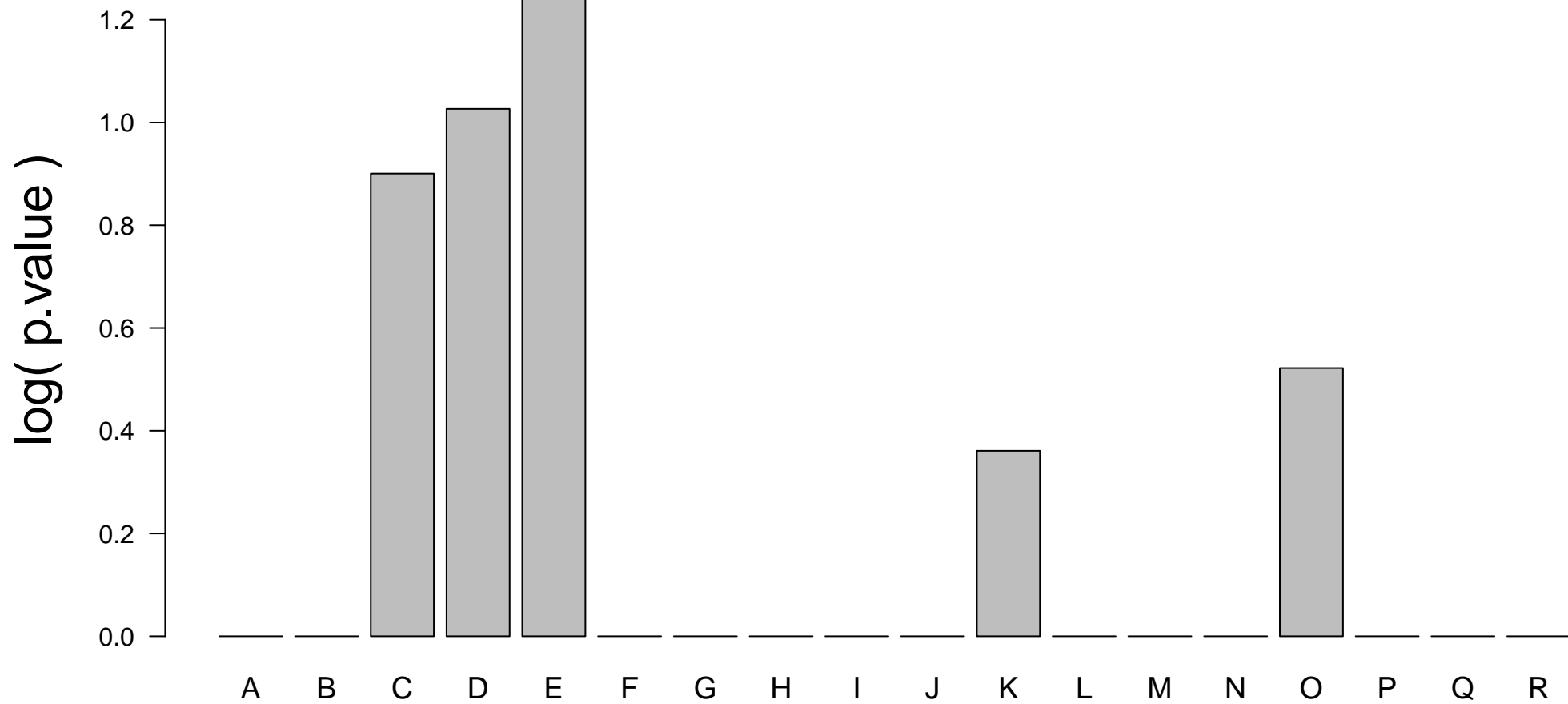
VANHARANTA_UTERINE_FIBROID_WITH_7Q_DELETION_DN




VANHARANTA_UTERINE_FIBROID_WITH_7Q_DELETION_DN




Enrichment in spots: VANHARANTA_UTERINE_FIBROID_WITH_7Q_DELETION_DN



Expression of VANHARANTA_UTERINE_FIBROID_WITH_7Q_DELETION_DN in Spot A




Expression of VANHARANTA_UTERINE_FIBROID_WITH_7Q_DELETION_DN in Spot B




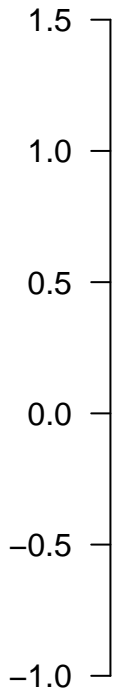
Expression of VANHARANTA_UTERINE_FIBROID_WITH_7Q_DELETION_DN in Spot C

Δe



Expression of VANHARANTA_UTERINE_FIBROID_WITH_7Q_DELETION_DN in Spot D

Δe



Expression of VANHARANTA_UTERINE_FIBROID_WITH_7Q_DELETION_DN in Spot E

Δe

1.5

1.0

0.5


0.0

-0.5


-1.0




Expression of VANHARANTA_UTERINE_FIBROID_WITH_7Q_DELETION_DN in Spot F




Expression of VANHARANTA_UTERINE_FIBROID_WITH_7Q_DELETION_DN in Spot G




Expression of VANHARANTA_UTERINE_FIBROID_WITH_7Q_DELETION_DN in Spot H



Expression of VANHARANTA_UTERINE_FIBROID_WITH_7Q_DELETION_DN in Spot I




Expression of VANHARANTA_UTERINE_FIBROID_WITH_7Q_DELETION_DN in Spot J




Expression of VANHARANTA_UTERINE_FIBROID_WITH_7Q_DELETION_DN in Spot K


Δe




Expression of VANHARANTA_UTERINE_FIBROID_WITH_7Q_DELETION_DN in Spot L



Expression of VANHARANTA_UTERINE_FIBROID_WITH_7Q_DELETION_DN in Spot M

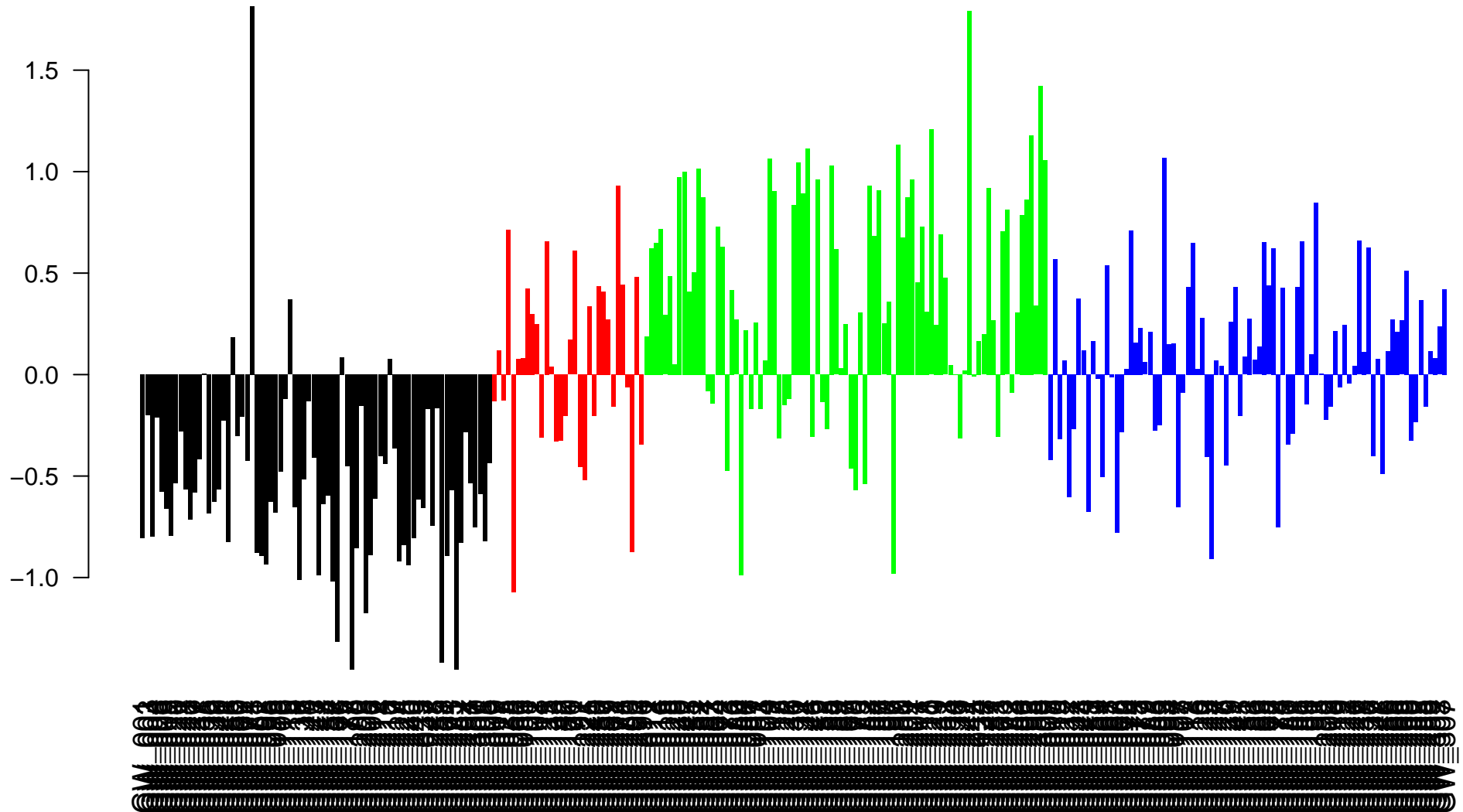


Expression of VANHARANTA_UTERINE_FIBROID_WITH_7Q_DELETION_DN in Spot N




Expression of VANHARANTA_UTERINE_FIBROID_WITH_7Q_DELETION_DN in Spot O


Δe



Expression of VANHARANTA_UTERINE_FIBROID_WITH_7Q_DELETION_DN in Spot P



Expression of VANHARANTA_UTERINE_FIBROID_WITH_7Q_DELETION_DN in Spot Q



Expression of VANHARANTA_UTERINE_FIBROID_WITH_7Q_DELETION_DN in Spot R

